

# Gocator® 2430/2440

## ALL-IN-ONE 3D SMART SENSORS

Gocator 2430 and 2440 extend the Gocator 2400 series to cover rubber & tire applications, as well as scanning medium-sized objects such as electronics enclosures, automotive components, and packaged products. With the latest 2-megapixel imaging technology and a new processor, these sensors achieve higher scan rates and excellent repeatability.



Gocator 2430/2440

- UP TO 2X SPEED AND SENSITIVITY OF GOCATOR 2300
- SETUP & CONTROL VIA WEB BROWSER OR SDK
- BUILT-IN TOOLS, NO PROGRAMMING
- EXTEND WITH GDK AND ACCELERATOR

### INSPECT WITH SPEED AND PRECISION

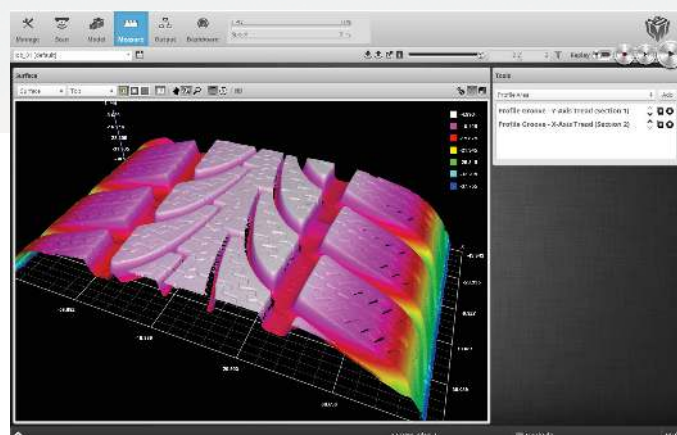
Faster scanning and acquisition let you speed up your inline process and attain higher resolutions. Multiple exposures for high dynamic ranges are also easier to use at production speed.

### HIGHER SENSITIVITY

The increased sensitivity of Gocator 2430/2440 lets you capture better data on dark targets, such as rubber and tires.

### LEVERAGE A GREATER MEASUREMENT RANGE

Accomplish more with fewer sensors, while still capturing fine surface and edge details with Gocator 2430/2440's large field of view. Its deep measurement range lets you handle larger depth variation and a wider variety of parts.



Gocator's browser-based graphical user interface

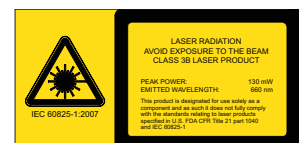
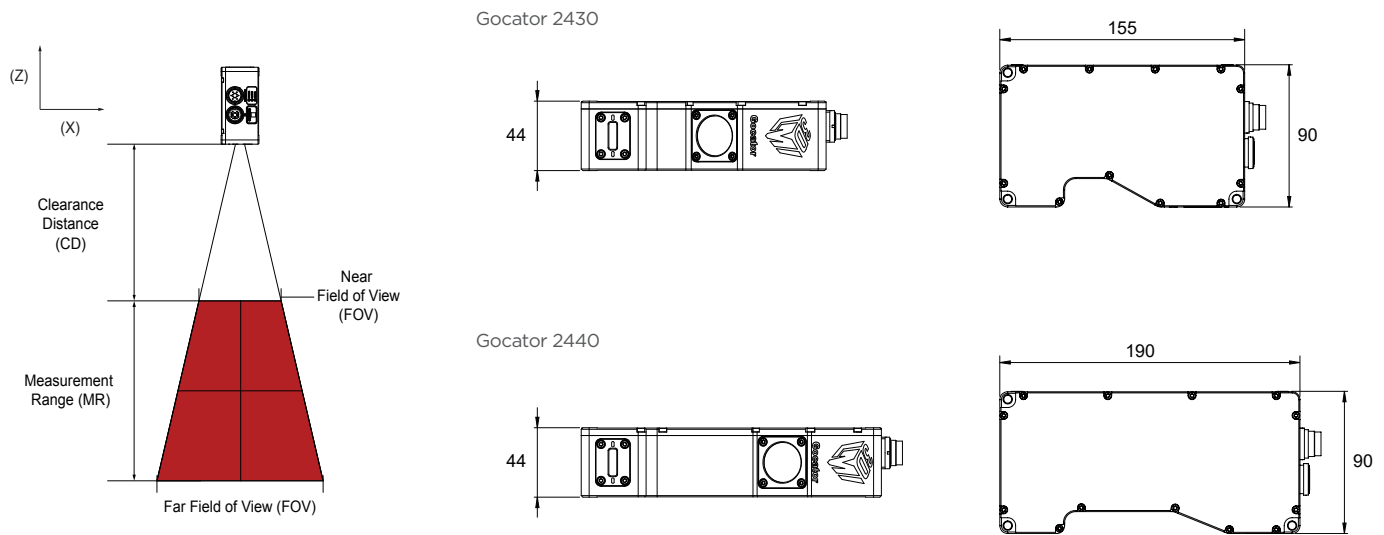
### EASY TO SET UP AND USE

Gocator's built-in GUI allows for flexible configuration of settings and measurement tools using any web browser, computer or operating system. With no additional software to install, Gocator's out-of-the-box setup and configuration is fast and easy.

GOCATOR 2400 SERIES MODELS	2430	2440
Data Points / Profile	1500	1500
Linearity Z (+/- % of MR)	0.01	0.01
Resolution Z ( $\mu\text{m}$ )	6 - 14	13 - 37
Resolution X ( $\mu\text{m}$ ) (Profile Data Interval)	37 - 57	90 - 130
Repeatability Z ( $\mu\text{m}$ )	0.8	1.2
Clearance Distance (CD) (mm)	75	183
Measurement Range (MR) (mm)	80	210
Field of View (FOV) (mm)	47 - 85	96 - 194
Recommended Laser Class	2	3R
Other Laser Classes	3R, 3B	2, 3B
Dimensions (mm)	44 x 90 x 155	44 x 90 x 190

Optical models, laser classes, and packages can be customized. Contact LMI for more details.  
Specifications stated are based on Recommended laser classes. Repeatability Z may vary for other laser classes.

2430/ 2440 MODELS	
Scan Rate	340 Hz, up to 5 kHz
Interface	Gigabit Ethernet
Inputs	Differential Encoder, Laser Safety Enable, Trigger
Outputs	2x Digital output, RS-485 Serial (115 kBaud), 1x Analog Output (4 - 20 mA)
Input Voltage (Power)	+24 to +48 VDC (9 Watts); Ripple +/- 10%
Housing	Gasketed aluminum enclosure, IP67
Operating Temperature	0 to 50°C
Storage Temperature	-30 to 70°C
Vibration Resistance	10 to 55 Hz, 1.5 mm double amplitude in X, Y and Z directions, 2 hours per direction
Shock Resistance	15 g, half sine wave, 11 ms, positive and negative for X, Y and Z directions
Scanning Software	Browser-based GUI and open source SDK for configuration and real-time 3D visualization. Open source SDK, native drivers, and industrial protocols for integration with user applications, third-party image processing applications, and PLCs.



**AMERICAS**  
LMI Technologies Inc.  
Burnaby, BC, Canada

**EMEAR**  
LMI Technologies GmbH  
Teltow/Berlin, Germany

**ASIA PACIFIC**  
LMI (Shanghai) Trading Co., Ltd.  
Shanghai, China



LMI Technologies has sales offices and distributors worldwide. All contact information is listed at [lmi3d.com/contact](http://lmi3d.com/contact)